

# Evaluating Markov Logic Networks for Collective Classification

Robert Crane

Dept. Computer Science, U.S. Naval Academy  
572M Holloway Rd, Annapolis, MD 21402  
bob.j.crane@gmail.com

Luke K. McDowell

Dept. Computer Science, U.S. Naval Academy  
572M Holloway Rd, Annapolis, MD 21402  
lmcadowel@usna.edu

## ABSTRACT

Collective Classification (CC) is the process of simultaneously inferring the class labels of a set of inter-linked nodes, such as the topic of publications in a citation graph. Recently, Markov Logic Networks (MLNs) have attracted significant attention because of their ability to combine first order logic with probabilistic reasoning. A few authors have used this ability of MLNs in order to perform CC over linked data, but the relative advantages of MLNs vs. other CC techniques remains unknown. In response, this paper compares a wide range of MLN learning and inference algorithms to the best previously studied CC algorithms. We find that MLN accuracy is highly dependent on the type of learning and the input rules that are used, which is not unusual given MLNs' flexibility. More surprisingly, we find that even the best MLN performance generally lags that of the best previously studied CC algorithms. However, MLNs do excel on the one dataset that exhibited the most complex linking patterns. Ultimately, we find that MLNs may be worthwhile for CC tasks involving data with complex relationships, but that MLN learning for such data remains a challenge.

## 1. INTRODUCTION

Classification is the task of assigning appropriate labels to instances (or nodes). For instance, a simple binary classification task could involve deciding if a web-page is "spam" or not. Traditional classification assumes that the nodes to be classified are independent of each other. Often, however, there are rich relational (or linked) dependencies between the nodes (such as hyperlinks or social connections). By exploiting such links, techniques for *collective classification* (CC) [14, 5] such as ICA and Gibbs sampling been shown to substantially improve accuracy compared to independent classification [15, 19, 11].

Markov Logic Networks (MLNs) are a recently developed, powerful formalism for learning and reasoning about data with complex dependencies [17]. In particular, MLNs pair first order logic statements with a numerical weight. With

properly learned weights, inference may then be used to estimate desired probabilities (such as the most likely class label) from the given evidence. Because of their expressive power and sophisticated learning and inference algorithms, MLNs have attracted significant attention and been applied to a wide range of problems [17, 20, 18, 1, 13].

The ability of MLNs to express complex rules about interrelated objects, with learned weights that express the strength of each rule, makes them a natural candidate for CC tasks. In addition, the existence of multiple inference algorithms, with a freely available and tuned implementation [6], offers the promise of obtaining strong results for CC with (hopefully) minimal effort. Indeed, a few authors have already considered applying MLNs to this task [9, 4]. However, as we describe in Section 2.3, this prior work has not established whether MLNs can actually yield better results for CC than competing techniques.

This paper makes three primary contributions. First, we provide the first evaluation of the most prominent MLN learning and inference techniques when applied to CC for a wide range of synthetic and real data. In particular, we evaluate data with varying amounts of autocorrelation [5], useful attributes, and known labels, enabling us to draw broader conclusions. Overall, we find that the popular MCSAT algorithm performs well, but, surprisingly, the simpler MCMC algorithm often performs better, even in the presence of the kinds of near-deterministic dependencies that MCSAT's modifications to MCMC were specifically designed to address. Second, we provide the first systematic comparison, for CC, of the best MLN techniques vs. non-MLN techniques. Given their flexibility and sophistication, we expected MLNs to deliver very strong results. We find, however, that while MLNs can outperform simple CC algorithms such as ICA, they generally lag behind the performance of the best CC algorithms such as ICA<sub>C</sub> and Gibbs sampling. Nonetheless, we identify one situation in which MLNs outperform the other algorithms, and discuss how this may result from the more complex linking relationships in that dataset. Finally, we identify and measure the impact of four algorithmic/modeling factors that significantly affect MLN behavior. Most of the factors are not surprising by themselves, but we show how MLN accuracy can be very sensitive to some of them, in dataset-specific ways. Such information should be useful to future researchers seeking to use MLNs for CC or other tasks.

The next section describes background on CC, MLNs, and related work. Sections 3 and 4 present our experimental methods and results. Finally, Section 5 concludes.

Permission to make digital or hard copies of all or part of this work for personal or classroom use is granted without fee provided that copies are not made or distributed for profit or commercial advantage and that copies bear this notice and the full citation on the first page. To copy otherwise, to republish, to post on servers or to redistribute to lists, requires prior specific permission and/or a fee.

MLG '11 San Diego, CA, USA

Copyright 2011 ACM 978-1-4503-0834-2 ...\$10.00.

## 2. BACKGROUND

Below we summarize CC, MLNs, and other related work.

### 2.1 Collective Classification

Consider the task of predicting whether a web page belongs to a professor or a student. Conventional approaches ignore the links and classify each page using *attributes* derived from its content (e.g., words present in the page). In contrast, a technique for relational classification explicitly uses the links to construct additional features for classification (e.g., for each page, include as features the words from hyperlinked pages). Alternatively, even greater (and usually more reliable) increases can occur when the class *labels* of the linked pages are used to derive relevant relational features [5]. However, using features based on these labels is challenging because some or all of these labels are initially unknown. Thus, their labels must first be predicted (without using relational features) and then re-predicted in some manner (using all features). This process of jointly inferring the labels of interrelated nodes is known as *collective classification* (CC). A number of algorithms have been proposed for CC including relaxation labeling, the Iterative Convergence Algorithm (ICA), belief propagation, and Gibbs sampling (see Sen et al. [19] for a summary).

### 2.2 Markov Logic Networks

A *Markov Logic Network* (MLN) is a set of first-order formulas and their associated weights [17]. Each formula represents some kind of relational rule, but, unlike in pure first-order logic, a rule may be violated without causing unsatisfiability of the entire system. Instead, the weight associated with each formula specifies how unlikely a world is in which that formula is violated. Thus, weights determine the importance of the corresponding formulas during inference.

Weights are typically attached to the rules by supervised learning. These weights can be learned generatively, based on pseudo-likelihood [17], or discriminatively, using algorithms like voted perceptron (VP) [20], conjugate gradient (specifically, PSCG [9]), or diagonal Newton (DN) [9].

Given a set of rules with attached weights, and a set of evidence literals (such as the attributes of a node and possibly some known labels), approximate MLN inference can be used to infer either the most likely assignment of truth values to all unknown literals (MAP inference) or to compute the conditional probabilities for the values of each unknown literal. Inference of the former type can be performed with techniques like MaxWalkSAT (cf, [17]). In this paper, we include MAP-based results with MaxWalkSat for completeness, but focus on the latter case of computing conditional probabilities. The first algorithm used for this type of MLN inference was Gibbs sampling (MCMC) [17], but it has great difficulty in the presence of near-deterministic dependencies. Subsequently, Poon and Domingos introduced MCSAT [16], which alleviates these problems of MCMC. Belief propagation (BP) can also be used [17, 1].

### 2.3 Related Work

MLNs have been used or proposed for a wide range of tasks. For instance, Domingos and Richardson [17] describe link prediction, link-based clustering, social network modeling, and object identification in an MLN framework. Riedel and Meza-Ruiz use MLNs for natural language processing, taking advantage of relational aspects of semantics [18].

Some of these applications of MLNs involve reasoning that can be considered collective in nature, such as collective entity resolution [20, 9], collective semantic role labeling [18], and collaboration prediction [13]. These publications have demonstrated that MLNs can reason with a wide variety of information and handle complex dependencies.

For this paper, the most relevant other work with MLNs concerns applications where collective reasoning is specifically applied for predicting the class labels of inter-linked objects (e.g., collective classification), as opposed to being used for entity resolution or collective role labeling. We are aware of only four papers that directly address this “object-based” CC with MLNs. Table 1 summarizes these investigations; below, we discuss each in turn.

Lowd and Domingos [9] and Huynh and Mooney [4] both focused on improving discriminative learning for MLNs. In particular, both papers proposed one or more new techniques for MLN weight learning, then evaluated the new algorithms on object-based CC and one other inference task (entity resolution or bibliographic segmentation). For CC, they evaluated only one dataset (WebKB, which we also use). Moreover, they both focus on improving learning for MLNs in particular, and thus they do not compare against any techniques that are not based on MLNs. Thus, they demonstrate that MLNs can perform CC, but do not demonstrate that MLNs are particularly well-suited for this task.

Chechotka et al. [1] utilize MLNs to collectively classify entities identified in images. Relational information is defined as attributes shared commonly between entities in different pictures. They evaluated three different image datasets, but used only a single type of learning and inference (PSCG and belief propagation, respectively). They did compare against one non-MLN based technique, the graph-cut-based approach of Kveton et al. [7]. However, this approach did not use the same set of features as the MLN, hampering our ability to directly evaluate the performance advantage of the MLN itself. In addition, they did not compare against well-known techniques for CC like ICA or Gibbs sampling.

The only work of which we are aware that directly compares MLNs with a traditional CC algorithm is the draft manuscript of Dhurandhar and Dobra [2]. In particular, they compared MLNs against a relational dependency network (RDN) with Gibbs, as we do in this paper. They evaluate performance on some synthetic data and on Cora, IMDb, and UW-CSE, three well-known real datasets. They found that the RDN (with Gibbs sampling) and the MLN performed very similarly. Their goal, however, was to evaluate when CC outperforms non-collective classification, not primarily to evaluate how well MLNs compare to other CC approaches. Consequently, their results leave many unanswered questions regarding the relative performance of MLNs. First, while the authors claim that the MLN results were “qualitatively the same” regardless of whether generative learning or discriminative learning was used, and regardless of whether MCMC or MaxWalkSAT was used for inference, results are given only for MCMC with discriminative learning. Our results, however, suggest that the choice of learning and inference algorithm can have a significant impact, with MaxWalkSAT performing especially poorly for CC. Second, even for the one MLN algorithm for which results are reported, they vary only one aspect of the real datasets (the “labeled fraction”, see Section 3), leaving only a small number of accuracy results for the real data from which to gener-

	Learning Algs. (for MLNs)	Inference Algs. (for MLNs)	Inference Algs. (non-MLNs)	Datasets used for CC	Known labels during testing
Lowd & Domingos [9]	VP, CD, DN, PSCG	MCSAT	None	WebKB	None
Huynh & Mooney [4]	PSCG, Max Margin-based	MCSAT, MaxWalkSAT, LPRelax	None	WebKB	None
Dhurandhar & Dobra [2]	PSCG, {generative}	MCMC, {MaxWalkSAT}	Gibbs, DRN	Cora, IMDB, UW-CSE, synthetic	0%, 30%, 90%
Chechetka et al. [1]	PSCG	Belief propagation (BP)	Max-margin graph cuts [7]	Three video-image collections	None
<b>This paper</b>	VP, DN, PSCG, generative	MCSAT, MCMC, BP, MaxWalkSAT	Gibbs, ICA, ICA <sub>C</sub> , wvRN, MRW	Cora, CiteSeer, WebKB, synthetic	0%, 10%, 50%

**Table 1: Summary of related work that has evaluated MLNs for object-based collective classification. The second and third columns summarize the learning and inference algorithms that were evaluated with MLNs; see Section 2.2 for references and explanation of acronyms. Algorithms shown in curly braces were considered but not reported on. The fourth column lists the baseline algorithms (i.e., those not based on MLNs) that were also evaluated, if any. The last two columns lists the datasets that were used with CC (excluding datasets used for other tasks), and the fraction of nodes in the data test sets that had given or “known” labels.**

alize. Third, their paper considers only one collective inference algorithm that is not based on MLNs (Gibbs sampling with RDNs), preventing direct comparison with other important CC algorithms such as ICA or the relational-only algorithms wvRN and MRW that we describe later.<sup>1</sup> Finally, their paper does not describe the actual MLN rules that were used for the experiments, which prevents replication.<sup>2</sup> In our experience, the details of these rules sometimes lead to dramatic differences in performance. Thus, their paper is a relevant point of comparison regarding the use of MLNs, but does not establish the relative performance of MLNs vs. competing techniques for CC.

### 3. METHODS

#### 3.1 Data Generation

We used the following standard data sets (see Table 2):

- **Cora** (see Sen et al. [19]): A collection of machine learning papers categorized into seven classes.
- **CiteSeer** (see Sen et al. [19]): A collection of research papers drawn from the CiteSeer collection.
- **WebKB** (see Neville and Jensen [15]): A collection of web pages from four computer science departments.
- **Synthetic**: We generate synthetic data using Sen et al.’s [19] graph generator. Similar to their defaults, we use a link density of 0.2. A key parameter is the *degree of homophily* ( $dh$ ), which indicates how likely a node is to link to another node with the same label. Similar to Sen et al., we use a default of  $dh = 0.7$  but also consider higher and lower values.

The real datasets are all textual. For these datasets, each non-relational feature (attribute) represents the presence or

<sup>1</sup>They do evaluate one relational-only algorithm, DRN, but this is not a collective algorithm.

<sup>2</sup>In a private communication, the first author of [2] stated that creating MLN files that worked well on the datasets had been very challenging, but that he no longer had access to the files and thus could not describe them.

Characteristics	Cora	CiteSeer	WebKB	Syn.
Total nodes	2708	3312	1541	n.a.
Avg. # nodes per test set	400	400	385	250
Avg. links per node	2.7	2.7	6	1.7
Class labels	7	6	6	5
Non-rel. features avail.	1433	3703	100	10
Non-rel. features used	10–100	10–100	10–100	10
Number of folds	5	5	4	10

**Table 2: Data sets summary.**

absence of a word in the corresponding document. Our version of WebKB has 100 words available. For Cora and CiteSeer, we used information gain to select the 100 highest-scoring words, based on McDowell et al. [12], which reported that using more did not improve performance. To simulate situations where more or less non-relational information is available, we vary the actual number of attributes used from 10 to 100 (choosing randomly from the available 100).

For the synthetic data, ten binary attributes are generated using the technique described by McDowell et al. [11]. This model has a parameter  $ap$  (attribute predictiveness) that ranges from 0.0 to 1.0; it indicates how strongly predictive the attributes are of the class label. We evaluate  $ap$  using the values 0.2, 0.4, 0.6, and 0.8.

Each dataset has links between the nodes. We evaluate two variants of WebKB: one using the regular links (WebKB-direct) and one using only the “co-citation” links (WebKB-co). A “co-link” exists between two nodes when some other node links to both of them; prior work has found these links to be more informative than regular links for WebKB [11].

In many real-world test graphs, there is some fraction of the nodes whose labels are already known, and these labels can significantly assist the inference process. We call this the “labeled proportion” ( $lp$ ) of the graph, and randomly select 0%, 10%, or 50% of the nodes in each test set to be known. We focus particularly on the  $lp = 10\%$  case, which is a “sparsely labeled task” that is common in real data [3].

#### 3.2 MLN Comparison

MLN experiments utilized the Alchemy toolkit [6]. We report results using both discriminative learning (using diagonal Newton) and generative learning (using pseudo-likelihood), using default settings. For discriminative learning, the class

label predicate was specified as non-evidence. For generative learning, no non-evidence predicates were specified.

We performed inference, using the default settings, with four prominent algorithms available in Alchemy: belief propagation (BP), Markov chain Monte Carlo (MCMC), MCSAT, and MaxWalkSAT (“MAP”) (see Section 2.2). Note that MAP seeks the most likely assignment of labels for the entire graph, rather than the most likely assignment for each node. It is thus unsurprising that we find that it fares poorly when we measure per-node accuracy in Section 4. We include it for completeness and because Huynh and Mooney [4] find that this type of inference can still yield good accuracy in some cases. Our inclusion of the other three algorithms was based on prior work (see Table 1).

For each attribute  $j$  we created a MLN rule like

$$\text{attr\_j}(o, +v) \Rightarrow \text{class}(o, +c)$$

which relates the value  $v$  of the  $j$ th attribute for object  $o$  and the class label  $c$  of that object. The plus signs cause Alchemy to learn a different weight for every sensible combination of the values of  $v$  and  $c$ . To perform CC, we also need rules relating the labels of objects that are linked together; Section 4.2 describes how such rules were used.

### 3.3 Baseline Algorithms

We compare MLNs against two CC algorithms that were previously found [11] to have the most reliable performance, Cautious ICA (ICA<sub>C</sub>) [14, 12] and Gibbs sampling [5], and also against a simpler CC algorithm that has been frequently studied, ICA [19]. These three algorithms use both attributes and relational features. They employ a naive Bayes classifier with “multiset” relational features as the local classifier, a combination that was previously found to yield very strong results [11]. Note that the baseline “Gibbs” is essentially the same as “MCMC” used for the MLNs, except that MCMC uses the MLN model to produce label predictions instead of the naive Bayes classifier used by Gibbs.

For perspective on the accuracy results, we also evaluate three simple baselines. AO (attribute-only) is the naive Bayes classifier described above, but where only the attribute information is used. We also consider two relational-only classifiers: wvRN [10] and MRW [8]. wvRN is a standard baseline for evaluating CC that repeatedly computes label estimates based on the labels of all linked neighbors. MRW is a recently proposed algorithm that estimates labels based on repeated random graph walks starting from labeled nodes. Both algorithms may perform very well if a graph exhibits high homophily and has a large enough value of  $lp$ .

### 3.4 Test Procedure

We conducted an  $n$ -fold cross-validation study for each tested algorithm, and report the average classification accuracy across the test sets. For WebKB, we treated each of the four schools as a separate fold. For Cora and CiteSeer, we created five disjoint test sets by using “similarity-driven snowball sampling” [11]. For all 3 real datasets we tested on one graph and trained on the union of the others.

For the synthetic data, we performed 10 separate trials. For each trial we generated three graphs and used two for training and one for testing.

## 4. RESULTS

This section describes our experimental results. Configuring the MLNs to obtain results that were competitive with

the non-MLN baselines turned out to be a non-trivial task. For simplicity, Section 4.1 first describes our primary results which compare well-configured MLNs against each other and against the non-MLN baselines. Next, Section 4.2 discusses the specifics of the MLNs used and the lessons we learned that were necessary to obtain good accuracy with MLNs.

### 4.1 Primary Evaluation on MLNs

Table 3 shows accuracy results for the various datasets for the case where  $lp = 10\%$  (see Section 3.1). For instance, Table 3 (part A) shows that MCSAT with discriminative learning (i.e., MCSAT-d) achieved an accuracy of 76.6% for Cora when using 50 attributes, and an accuracy of 70.1% when averaged over trials with 10, 20, 50, and 100 attributes. Below we highlight some key results from this table. We first evaluate the relative performance of the MLN algorithms to each other, and then compare to other algorithms.

**Result 1: Discriminatively learned MLNs generally outperformed generatively learned MLNs.** When comparing the best discriminative results vs. the best generative results, discriminative learning almost always was best, ranging from a gain of about 1% for Citeseer to a gain of about 14% for WebKB-co. In contrast, Dhurandhar and Dobra [2] report that, for the datasets they considered, accuracies were “qualitatively the same” for both types of learning. We find instead that prior work (e.g., [20, 9, 4]) was correct to focus exclusively on discriminative learning, at least for CC, since it generally has better performance. In some cases, however, we found that generative learning was superior. For instance, for the synthetic data where the degree of homophily is very high (Table 3 part G), the discriminative learner appears to have great difficulty learning appropriate weights. In particular, with discriminative learning, performance for every inference algorithm *decreases* as  $dh$  increases from 0.7 to 0.9 (e.g., from 65.6% to 48.1% for MCSAT-d). This is the opposite of the expected trend and the trend demonstrated by the baseline algorithms and most of the generative MLN results. This exception to the general rule suggests that more work may be needed to improve discriminative learning in the presence of very strong correlations, even when an algorithm like MCSAT, which is supposed to deal well with such correlations, is used for inference.

**Result 2: The best MLN performance was almost always achieved by MCSAT or MCMC.** Of the seven datasets shown in Table 3, MCMC and MCSAT each had the best average performance of the MLNs in three cases. In the one remaining case (the previously mentioned synthetic data where  $dh = 0.9$ ), BP with generative learning (BP-g) performs best, closely followed by MCMC-g, but MCSAT-d and MCSAT-g both perform very poorly (e.g., at best 56.1% for MCSAT vs. 83.3 % for MCMC-g). This poor behavior of MCSAT is surprising, since MCSAT was specifically designed to modify MCMC so that it better handled near-deterministic dependencies [16], as represented by the high homophily here. MCSAT has generally been presumed to be the superior inference algorithm, and is the default algorithm used by Alchemy. However, Table 1 shows that no other work has actually compared MCMC and MCSAT for CC. Our results show that both algorithms should be considered, and more work is needed to better determine when each algorithm is likely to be superior to the other.

**Result 3: MLNs can perform effective collective classification, consistently outperforming attribute-only**

	Baseline Algorithms (non-MLN)						MLNs							
	Attrs. only (AO)	Relat. only wvRN MRW		Attrs. + Relat. ICA ICA <sub>C</sub> Gibbs			Discriminative learning BP MCSAT MCMC MAP				Generative learning BP MCSAT MCMC MAP			
<b>A.) Cora</b>														
10 attrs.	42.7	64.2	66.1	48.5	63.8	60.6	46.8	57.8	52.2	33.5	50.9	57.6	49.9	41.4
20 attrs.	51.4	64.2	66.6	61.0	71.9	72.7	68.2	66.4	69.5	48.3	60.4	62.5	60.3	45.5
50 attrs.	63.4	64.2	66.4	74.7	77.9	78.2	75.4	76.6	75.1	64.6	71.7	69.3	71.8	56.3
100 attrs.	73.5	64.2	66.2	81.0	80.2	80.4	78.6	79.8	78.8	69.9	77.5	73.7	77.3	66.8
Average	57.7	64.2	66.4	66.3	<b>73.5</b>	73.0	67.3	<b>70.1</b>	68.9	54.1	65.1	65.8	64.8	52.5
<b>B.) Citeseer</b>														
10 attrs.	34.4	65.0	62.7	39.0	62.4	56.5	57.1	59.5	53.4	40.4	48.1	56.9	49.4	37.5
20 attrs.	44.6	65.0	63.1	50.5	66.1	64.9	62.4	61.7	59.5	49.5	55.1	62.9	56.6	47.8
50 attrs.	60.9	65.0	62.8	68.1	71.8	71.4	68.6	69.8	68.6	60.5	66.2	67.2	66.4	57.2
100 attrs.	70.6	65.0	62.5	74.4	75.1	74.7	73.3	74.2	73.5	69.0	73.3	73.7	73.4	64.1
Average	52.6	65.0	62.8	58.0	<b>68.9</b>	66.9	65.4	<b>66.3</b>	63.7	54.9	60.7	65.2	61.4	51.6
<b>C.) WebKB-direct (direct links only)</b>														
10 attrs.	42.9	38.5	48.3	43.1	53.4	38.9	53.6	49.0	55.5	22.5	41.0	39.5	41.5	25.0
20 attrs.	47.1	38.5	48.1	47.4	51.9	53.0	56.7	53.6	57.7	27.0	53.3	42.5	54.7	25.8
50 attrs.	52.1	38.5	48.6	55.2	58.7	52.9	62.9	63.0	63.9	25.9	58.6	45.6	59.8	27.2
100 attrs.	55.3	38.5	48.3	57.9	61.4	57.4	57.3	67.7	68.0	23.8	62.1	44.4	63.5	27.8
Average	49.3	38.5	48.3	50.9	<b>56.4</b>	50.6	57.6	58.3	<b>61.3</b>	24.8	53.7	43.0	54.8	26.4
<b>D.) WebKB-co (co-citation links only)</b>														
10 attrs.	42.9	47.0	69.7	40.6	60.3	28.0	40.3	48.4	55.7	53.7	29.8	39.0	29.6	43.8
20 attrs.	47.1	47.0	69.1	56.2	64.9	29.1	41.4	34.5	56.4	54.5	31.3	40.0	38.8	43.3
50 attrs.	52.1	47.0	67.9	60.7	71.5	28.8	56.9	62.5	62.4	61.5	35.9	45.5	54.3	45.9
100 attrs.	55.3	47.0	68.6	52.2	74.6	29.3	42.2	61.3	57.6	38.0	38.3	42.7	55.7	60.5
Average	49.3	47.0	<b>68.8</b>	52.4	67.8	28.8	45.2	51.7	<b>58.0</b>	51.9	33.8	41.8	44.6	48.4
<b>E.) Synthetic (dh = 0.5)</b>														
ap = 0.2	36.4	39.1	43.1	38.2	47.2	48.3	45.7	49.6	46.5	37.8	44.4	48.1	45.5	40.1
ap = 0.4	48.6	39.1	43.0	53.1	62.7	62.3	59.2	62.9	59.7	50.7	56.9	58.3	58.7	50.1
ap = 0.6	61.2	39.1	43.2	67.2	71.1	72.0	70.0	71.5	70.7	58.7	69.6	68.5	70.7	58.6
ap = 0.8	72.7	39.1	42.6	78.9	80.5	81.3	80.7	79.7	80.8	65.9	80.1	77.2	80.6	65.1
Average	54.8	39.1	43.0	59.4	65.4	<b>66.0</b>	63.9	<b>65.9</b>	64.4	53.3	62.8	63.0	63.9	53.5
<b>F.) Synthetic (dh = 0.7)</b>														
ap = 0.2	35.7	58.4	59.9	43.7	62.9	62.2	44.7	49.6	43.6	37.3	51.4	51.3	51.7	45.7
ap = 0.4	48.7	58.4	59.9	61.1	71.3	76.1	67.8	60.9	67.7	49.2	66.5	63.3	68.1	56.6
ap = 0.6	61.6	58.4	59.5	76.1	82.5	83.4	81.5	73.4	82.6	60.8	78.4	68.0	78.9	65.6
ap = 0.8	72.9	58.4	59.9	85.0	88.1	88.3	87.3	78.4	87.8	71.4	86.4	73.0	86.6	71.2
Average	54.7	58.4	59.8	66.5	76.2	<b>77.5</b>	70.3	65.6	70.4	54.7	70.7	63.9	<b>71.3</b>	59.7
<b>G.) Synthetic (dh = 0.9)</b>														
ap = 0.2	37.0	80.5	83.3	48.2	76.3	79.1	41.4	35.2	36.3	37.5	67.7	49.9	65.6	53.4
ap = 0.4	50.0	80.5	84.0	66.4	86.7	88.9	53.2	39.5	44.8	44.0	83.4	51.1	81.5	63.6
ap = 0.6	62.7	80.5	83.9	82.4	91.9	92.9	71.0	47.2	66.4	56.9	91.2	59.6	90.4	70.9
ap = 0.8	73.6	80.5	84.0	91.8	95.1	95.1	93.2	70.4	94.2	76.7	95.5	64.1	95.9	79.0
Average	55.8	80.5	83.8	72.2	87.5	<b>89.0</b>	64.7	48.1	60.4	53.8	<b>84.4</b>	56.1	83.3	66.7

**Table 3: Accuracy results with the “labeled fraction” ( $lp$ )=10%. “ $dh$ ” is the degree of homophily in the data. Values shown in bold are the maximum for that row for either the left side (non-MLNs) or right side (MLNs) of the table.**

**or relational-only baselines.** For instance, Table 3 shows that the best MLN algorithm always outperformed attribute-only classification (AO). In addition, the best MLN algorithm generally outperformed the best relational-only algorithm (MRW), provided that a reasonable number of attributes (at least 20) were available. For instance, MRW achieved an accuracy of only 66.4% on Cora compared to an average of 76.6% with MCSAT-d. This performance advantage of the MLNs is precisely what we would hope for, since the MLNs use sophisticated inference and more information than either the relational-only or attribute-only baselines. However, actual results demonstrating that MLNs could perform effective CC, yielding better accuracies than such baselines, has not previously been reported (Section 2.3 describes the one limited exception). Moreover, actually achieving these sensible results for MLNs was non-trivial, as discussed in Section 4.2.

**Result 4: The best MLN results exceeded the accuracy of simple non-MLN algorithms, but lagged that of the best non-MLN algorithms.** Figures 1-4 compare the accuracy of the best MLN algorithms, MCSAT-d and MCMC-d, against two standard CC algorithms (ICA<sub>C</sub> and ICA) and two simpler baselines (MRW and AO). In these figures (and the remainder of this paper), we focus on four representative datasets. For instance, Figures 1 and 2 show results for Cora and for the synthetic data with  $dh = 0.7$ . In these figures, the accuracy of the best MLN algorithm is almost always less than or equal to that of ICA<sub>C</sub> (which has very strong overall performance) but greater than the accuracy of the simpler, less robust ICA. For instance, with 20 attributes on Cora, MCMC-d had an accuracy of 69.5%, compared to 71.9% for ICA<sub>C</sub> and 61.0% for ICA. The trend also holds for the synthetic data, even with very high homophily (Table 3 part G), provided that generative training is used as previously discussed for this case. For both

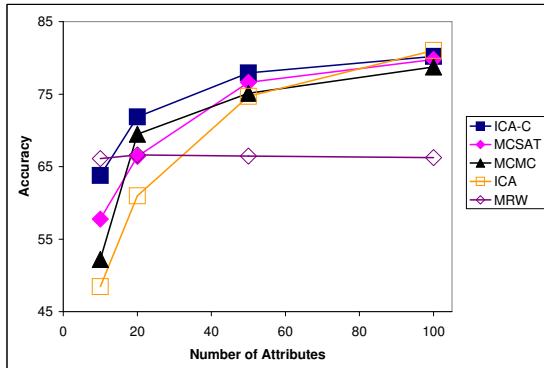


Figure 1: Cora ( $l_p = 10\%$ )

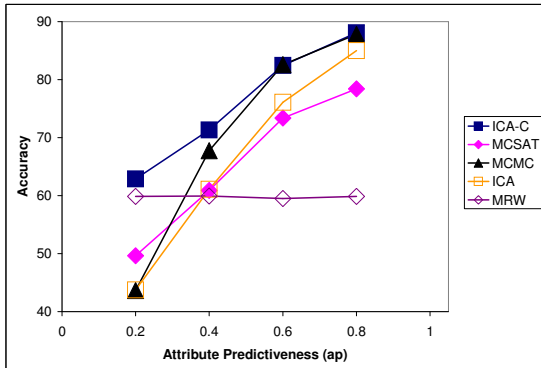


Figure 2: Synthetic data ( $dh = 0.7$ ,  $l_p = 10\%$ )

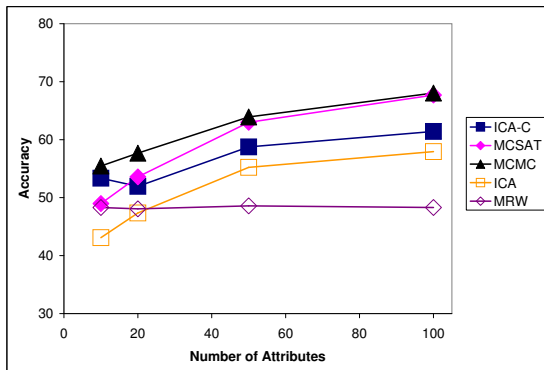


Figure 3: WebKB (direct links,  $l_p = 10\%$ )

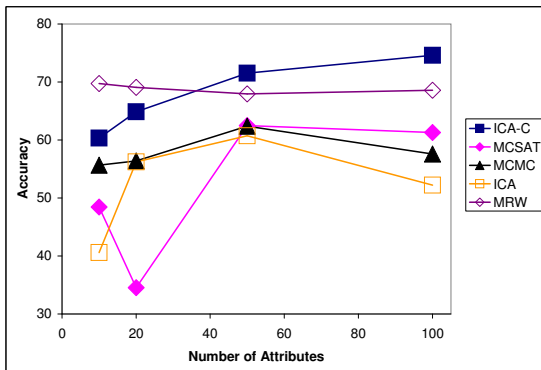


Figure 4: WebKB (co-links,  $l_p = 10\%$ )

kinds of data, the magnitude of these differences generally decreases as the number of attributes or attribute strength increases, as would be expected [11].

However, the results with WebKB-direct (Figure 3) provide one interesting exception to this trend. Here MCMC beats  $ICA_C$  by 2-7% and BP and MCSAT also outperform  $ICA_C$  on average. These results are likely due to the more complex linking patterns of this dataset. For instance, nodes labeled “Professor” tend to link directly to nodes labeled “Student” rather than to other nodes labeled “Professor” (which is the pattern that would be created by simpler “homophilic” linking as present in datasets like Cora and Citeseer). However, the co-citation links of WebKB have much higher homophily ( $dh =$  roughly 0.88, according to McDowell et al. [11]). Thus, the results for WebKB-co in Figure 4 show relative MLN performance much more like Cora and Citeseer than like WebKB-direct, although some of the algorithms have more erratic overall behavior.

**Sensitivity of results:** Table 4 shows that the four results discussed above for  $l_p = 10\%$  generally hold for  $l_p = 0\%$  or  $l_p = 50\%$  as well. In particular, the performance of the best MLN algorithms remains between that of  $ICA_C$  and ICA, and discriminatively-trained MCSAT and MCMC are generally the best MLN algorithms. As expected, the utility of relational-only algorithms increases with higher  $l_p$ . These findings also provide further support for the claim that MRW tends to outperform wvRN when  $l_p$  is low, as first proposed by Lin and Cohen [8].

We also considered whether the MLNs needed more training data to perform well. Results (not shown) on the syn-

thetic data showed that quadrupling the size of the training data usually boosted generative accuracy by 0-2%, but actually harmed discriminative accuracy. Thus, more training data alone is unlikely to enable MLNs to match the accuracy of other CC algorithms for this kind of data, and overfitting may be a problem with the discriminative learning.

**Execution time:** Our implementations are not all optimized for speed, but we can discuss approximate values. For example, on Cora with fifty attributes, discriminative MLN learning took about 10 minutes, while generative learning took 3 minutes. In contrast, the classifier used by  $ICA_C$  and Gibbs can be learned in a single pass over the data, and thus required about 10 seconds for learning. For inference, the MLNs required 30 seconds to 5 minutes, with only MCSAT sometimes needing more than 2 minutes, while the non-MLNs needed about 10 seconds (for  $ICA_C$ ) and 5 minutes (for Gibbs). Thus, MLN time is usually dominated by learning, which is about one or two orders of magnitude slower than the learning for the non-MLN algorithms, with discriminative MLN learning being the slowest.

## 4.2 Lessons Learned and Ablation Studies

The previous section described how MLNs were able to perform effective CC, outperforming relational-only algorithms like MRW and simple CC algorithms like ICA. Given the power of MLNs, we expected *a priori* for this to be an easy result to obtain. In practice, it took many hours of experimentation to obtain MLN results that were competitive with algorithms like ICA, and the results still lagged that of algorithms like  $ICA_C$ . This section describes our lessons

	Baseline Algorithms (non-MLN)						MLNs							
	Attrs. only (AO)	Relat. only wvRN MRW		Attrs. + Relat. ICA ICA <sub>C</sub> Gibbs			Discriminative learning BP MCSAT MCMC MAP				Generative learning BP MCSAT MCMC MAP			
<b>A.) Cora</b>														
$lp = 0\%$	57.5	n.a.	n.a.	64.1	67.2	<b>67.6</b>	65.4	64.7	<b>65.9</b>	52.2	63.9	61.7	64.2	49.3
$lp = 10\%$	57.7	64.2	66.4	66.3	<b>73.5</b>	73.0	67.3	<b>70.1</b>	68.9	54.1	65.1	65.8	64.8	52.5
$lp = 50\%$	57.6	79.0	76.6	78.5	<b>81.0</b>	<b>81.0</b>	73.7	<b>79.9</b>	77.4	61.8	62.9	78.3	63.5	64.0
<b>B.) WebKB-direct (direct links only)</b>														
$lp = 0\%$	49.6	n.a.	n.a.	50.3	<b>54.3</b>	46.8	60.4	57.4	<b>62.1</b>	25.7	54.1	43.7	55.6	26.9
$lp = 10\%$	49.3	38.5	48.3	50.9	<b>56.4</b>	50.6	57.6	58.3	<b>61.3</b>	24.8	53.7	43.0	54.8	26.4
$lp = 50\%$	50.5	29.0	31.7	56.7	<b>58.1</b>	56.4	61.6	59.0	<b>62.0</b>	27.3	53.8	44.3	54.2	28.0
<b>C.) WebKB-co (co-citation links only)</b>														
$lp = 0\%$	49.6	n.a.	n.a.	<b>51.2</b>	42.7	29.6	42.9	46.4	<b>52.5</b>	43.5	35.9	39.0	38.7	31.3
$lp = 10\%$	49.3	47.0	<b>68.8</b>	52.4	67.8	28.8	45.2	51.7	<b>58.0</b>	51.9	33.8	41.8	44.6	48.4
$lp = 50\%$	50.5	72.9	70.3	77.5	<b>81.1</b>	58.9	53.3	<b>70.5</b>	66.9	59.8	38.2	63.5	57.8	68.3
<b>D.) Synthetic (<math>dh = 0.7</math>)</b>														
$lp = 0\%$	54.9	n.a.	n.a.	62.4	68.3	<b>71.7</b>	<b>69.7</b>	59.7	67.8	51.4	63.9	57.6	65.4	55.4
$lp = 10\%$	54.7	58.4	59.8	66.5	76.2	<b>77.5</b>	70.3	65.6	70.4	54.7	70.7	63.9	<b>71.3</b>	59.7
$lp = 50\%$	54.8	77.1	75.8	80.3	84.2	<b>84.5</b>	71.5	76.1	76.8	63.4	81.7	75.5	<b>82.4</b>	69.9

**Table 4: Accuracy results as the labeled proportion ( $lp$ ) varies, for four representative datasets. Each value is averaged over trials with 10, 20, 50, and 100 attributes (for real data) and with  $ap=0.2, 0.4, 0.6,$  and  $0.8$  (for synthetic). As with Table 3, bold values show per-row maximums. Note that relational-only algorithms need  $lp > 0\%$  for sensible results.**

	MCSAT-d inference					MCMC-d inference				
	Cora	Syn.	Web-dir.	Web-co	Average	Cora	Syn.	Web-dir.	Web-co	Average
A.) $c, c$ link rule	<b>62.1</b>	<b>60.9</b>	46.3	<b>41.5</b>	52.7	<b>60.8</b>	<b>67.7</b>	46.1	<b>56.0</b>	57.7
B.) $+c, +c$ link rule	41.3	57.0	49.5	39.0	46.7	36.1	61.4	49.8	53.9	50.3
C.) $+c1, +c2$ link rule	15.4	25.3	<b>51.3</b>	19.0	27.7	16.9	24.4	<b>56.6</b>	37.8	33.9
D.) Learn w/o mutex; infer w/ mutex	<b>62.1</b>	<b>60.9</b>	<b>51.3</b>	<b>41.5</b>	53.9	41.0	47.2	45.8	56.4	47.6
E.) Learn & infer w/o mutex.	60.1	59.8	53.8	47.6	55.3	<b>60.8</b>	<b>67.7</b>	<b>56.6</b>	<b>56.0</b>	60.3
F.) Learn & infer w/ mutex.	49.8	65.6	51.6	21.0	47.0	35.6	48.5	42.3	41.0	41.8
G.) Learn w/ DN alg.	<b>62.1</b>	<b>60.9</b>	<b>51.3</b>	<b>41.5</b>	53.9	<b>60.8</b>	<b>67.7</b>	<b>56.6</b>	<b>56.0</b>	60.3
H.) Learn w/ PSCG alg.	61.5	59.0	46.7	42.8	52.5	61.3	68.6	53.2	56.3	59.8
I.) Learn w/ VP alg.	39.1	44.0	48.7	46.0	44.4	39.2	46.7	48.2	44.8	44.7

**Table 5: Results of different learning and inference variants for Cora, synthetic data (with  $dh = 0.7$  and  $ap = 0.4$ ), WebKB-direct, and WebKB-co; all with  $lp = 10\%$ . For the real data, results are averaged over runs with 10 and 20 attributes. Results with Citeseer showed very similar trends to those shown with Cora. Within each vertical group of three, the emphasized value indicates the default setting that was used for that algorithm/dataset for all other experiments in this paper; note that unlike the other tables, this bold value is *not* necessarily a maximal value.**

learned and gives more details on how the MLNs were used. We do this to enable replication, to assist others that wish to use MLNs, and to demonstrate some of the complexity that using MLNs entails. Some of these lessons learned were already known but not clearly stated in the literature, while others are, to the best of our knowledge, original observations.

To demonstrate the performance impact of these lessons learned, Table 5 compares the performance of different variations of the MLN rules or MLN algorithms used, for the two best MLN algorithms on the representative datasets. Note that in the results reported *elsewhere* in this paper, the settings used for the learning procedure and for the MLN link rules varied based on which dataset and/or algorithm was being used (details are given below). Thus, to facilitate proper comparison, Table 5 highlights in bold the accuracy value corresponding to these default settings for each dataset/algorithm pair. For instance, we used a default MLN link rule called  $c, c$  for Cora but called  $+c1, +c2$  for WebKB-direct; hence, the value in row A is highlighted for Cora but in row C for WebKB-direct.

**Choice of MLN rules:** Picking appropriate link-based MLN rules is essential. Ideally, we would use a rule like

$$\text{class}(o1, +c1) \wedge \text{LinkTo}(o1, o2) \Rightarrow \text{class}(o2, +c2)$$

to handle an arbitrary link from object  $o1$  to object  $o2$ . Here the plus sign indicates that different weights should be learned for every sensible combination of the values for variables  $c1$  and  $c2$  (e.g., 25 different weights if there are five possible class labels). This  $+c1, +c2$  rule potentially captures rich linking patterns, such as those previously described for WebKB-direct. Alternatively, the simpler rule

$$\text{class}(o1, +c) \wedge \text{LinkTo}(o1, o2) \Rightarrow \text{class}(o2, +c)$$

indicates that only 5 weights should be learned, one for each class label. This  $+c, +c$  rule only captures homophilic dependencies, where objects with the same label link to each other, but allows for the strength of the homophily to vary between different labels. We found, however, that both of these rules were often too challenging for any of the MLN algorithms to effectively learn weights for, leading to poor accuracy. Instead, we found that the rule that performed best for most datasets was the simplest rule

$$\text{class}(o1, c) \wedge \text{LinkTo}(o1, o2) \Rightarrow \text{class}(o2, c)$$

which learns only one weight that is shared across all labels.

Based on our initial observations of these problems, we chose to use the simplest  $c, c$  rule for all datasets except WebKB-direct. For the latter dataset, we used the most complex rule,  $+c1, +c2$ , because this dataset is known to

have more complex linking pattern, and prior work had used this same rule for WebKB [9, 4]. Rows A, B, and C of Table 5 demonstrate that, in most cases, these choices appear to have been about optimal. In general, using more complex rules leads to decreased accuracy (e.g., decreasing from 62.1% to 41.3% to 15.4% for Cora with MCSAT). For WebKB-direct, however, the most complex rule leads to the best performance. This is somewhat sensible, due to the link patterns discussed above, but still requires future work to determine why learning was successful for this complex rule for WebKB-direct but not for the other datasets.

**Mutual exclusion:** Many learning algorithms automatically enforce a mutual exclusion principle, where each object has only one true, correct label. In Alchemy, this is not automatically true, but the following syntax

```
class(o, c!)
```

can be used as a shorthand to indicate that, for every object  $o$ , `class(o, c)` should be true for exactly one value of the class label  $c$ . This syntax is used both to concisely represent the mutual exclusion constraint (henceforth, the “mutex”) and internally to avoid degenerate inference problems that would otherwise arise from such hard constraints (particularly for algorithms based on MCMC). However, we found that using the mutex usually yielded poor accuracies, as shown by row F of Table 5. For generative learning, the poor accuracies were due to the failure of the numerical optimizer L-BFGS-B on most datasets. We found that removing the mutex improved the accuracies dramatically for generative learning, and noticeably for discriminative learning (see row E).<sup>3</sup> (The synthetic data shown here was an exception; it performed better with the mutex included, but this was not consistent across the other synthetic variants shown in Table 3.) Since the problem seemed to involve learning, we also considered a variant that learned without the mutex but then added the mutex for inference (see row D). In preliminary experiments, this variant seemed to perform best for every algorithm except MCMC. Thus, our default for all other experiments in this paper was to learn without the mutex, then perform inference without the mutex for MCMC (like row E) but with the mutex for the other algorithms (like row D). For MCSAT, the results in Table 5 actually show slightly better average accuracy using the technique of row E for some real datasets, suggesting that our initial choice may have been slightly sub-optimal, at least for MCSAT.

**Choice of learning algorithm:** We considered three prominent discriminative learning algorithms: voted perceptron (VP), preconditioned scaled conjugate gradient (PSCG), and diagonal Newton (DN). VP was the first discriminative algorithm for MLNs [20], while PSCG and DN were proposed later by Lowd and Domingos [9]. Because Lowd and Domingos found PSCG to perform best, it has been the primary algorithm used by later work and is the default learning algorithm used by Alchemy. In preliminary experiments, however, we found that DN performed slightly better than PSCG, and so we used DN as the default discriminative learning algorithm. Table 5 shows that DN (row G) did perform slightly better on average than PSCG (row H), and substantially better than VP (row I).

<sup>3</sup>The problems with learning while using the mutex may be a bug in Alchemy (Hoifung Poon, personal communication). In any case, it illustrates both the promise of MLNs to express complex relationships and the challenge of obtaining good results in the context of this complexity.

**Unit clauses:** We found that learning good MLNs was also affected by the inclusion of appropriate rules such as

```
class(o,+c)
attr_1(o,+v)
```

which are known as “unit clauses.” The weights learned for these rules capture general prior information, such as the *a priori* probability that, for an arbitrary object  $o$ , `class` will have value `Student` or `attr_1` will have the value `true`. Such unit clauses have obvious corollaries in other probabilistic formalisms, and are mentioned in some prior work with MLNs [17, 16, 4]. Indeed, the Alchemy tutorial<sup>4</sup> (Section 5.1) states that they are added automatically during learning. However, we found that the unit clauses that were automatically added by Alchemy were *not* equivalent to those described above. In addition, adding these unit clauses manually increased accuracy by 0-12% for generative learning and had smaller, mixed effects for discriminative learning. We included these unit clauses by default.

### 4.3 Limitations

Except for WebKB-direct, we studied datasets that mostly exhibit fairly simple patterns of homophily. This is similar to prior studies of CC, but may not be the most favorable setting for MLNs. Future work should perform similar comparisons on a wider range of data with complex relationships.

As with other work on CC [4, 1, 2], we did not attempt to use cross-validation to select an appropriate learning rate (which affects step size) for the discriminative algorithms, as done by Lowd and Domingos [9]; conceivably this or related tuning could further improve performance. We note, however, that the current version of Alchemy ignores manually-specified learning rates, and instead has been carefully tuned to independently select a step size.

In addition, we did not attempt to encode any additional domain knowledge in the MLNs beyond the obvious rules for text classification and collective classification; adding such domain knowledge via automated MLN structure learning or manually could possibly improve accuracy, especially for more complex domains. We also did not attempt to manually adjust the learned MLN weights or to provide human-specified starting weights; anecdotally, such techniques can sometimes improve performance and may be appropriate if a particular classification task is important and will be repeated frequently on different test sets.

## 5. CONCLUSION

MLNs are a powerful formalism that have been successfully used for many tasks, and can express the probabilistic rules needed for many more. In this paper, we focused on one particular application, object-based collective classification, where MLNs were expected to do well. Indeed, a few previously published papers had shown that MLNs could perform such CC and obtain reasonable-looking results, but they had not been adequately compared with existing state-of-the-art CC techniques. We thus evaluated MLNs on a range of real and synthetic data, using the most prominent learning and inference algorithms from prior work.

Overall, our results suggest that the additional complexity (and execution time) of MLNs may not be worthwhile for CC when the data exhibits relatively simple patterns of

<sup>4</sup><http://alchemy.cs.washington.edu/tutorial/>



homophily (which is a common real-world phenomena). Indeed, the MLN-based algorithms generally lagged the accuracy of previously studied CC techniques such as ICA<sub>C</sub> and Gibbs, though they outperformed the simpler ICA. These results imply that, in terms of accuracy, the MLNs tend to behave in-between the “cautious algorithms” described by McDowell et al. [11] (represented by ICA<sub>C</sub> and Gibbs) and the “non-cautious algorithms” (represented by ICA), at least for the experimental conditions we considered here. This is somewhat surprising, since the MLN algorithms perform inference as sophisticated as any of the cautious algorithms described by McDowell et al., and suggests that the problem may lie more with learning than with inference.

On the other hand, for the one dataset with the most complex linking patterns (WebKB-direct), the MLN algorithms performed very well: both MCMC and MCSAT with discriminative learning outperformed all baseline algorithms, regardless of the fraction of known labels in the test set. This performance required that the MLNs use the most complex linking rule (+c1,+c2), which performed very poorly for all of the other datasets. Perhaps MLNs are most useful when the data is most complex? Unfortunately, further results (not shown) show that the difficulties we described in Section 4.2 with getting MLNs to perform well can arise even with WebKB. In particular, starting from a baseline with direct links, we tried learning models that included rules for the direct links *and* rules for the co-citation links. The non-MLN algorithms used the extra information to improve (e.g., from 52.7% to 69.5% for ICA<sub>C</sub>), but the best MLN algorithm (MCMC) actually lost accuracy (from 56.6% to 45.0%). Thus, given data with complex links, MLNs may sometimes outperform other techniques, but at other times may struggle with learning based on a complex rule set.

All of these observations suggest that MLN learning remains a challenging problem, at least for CC and likely for other domains as well. Future work should further consider the impact of training set size on MLN learning, explore the effects of MLN structure learning, and evaluate other recent weight learning algorithms (e.g., [4]) for MLNs.

## 6. ACKNOWLEDGMENTS

Thanks to David Aha, Bryan Auslander, Ryan Rossi, and the anonymous referees for comments that helped to improve this work. Portions of this analysis were conducted using Proximity, an open-source software environment developed by the Knowledge Discovery Laboratory at the University of Massachusetts Amherst (<http://kdl.cs.umass.edu/proximity/>).

## 7. REFERENCES

- [1] A. Chechetka, D. Dash, and M. Philipose. Relational learning for collective classification of entities in images. In *AAAI-10 Workshop on Statistical Relational AI*, 2010.
- [2] A. Dhurandhar and A. Dobra. Collective vs independent classification in statistical relational learning. In *Submitted for publication*, 2010.
- [3] B. Gallagher, H. Tong, T. Eliassi-Rad, and C. Faloutsos. Using ghost edges for classification in sparsely labeled networks. In *Proceeding of the 14th ACM SIGKDD International Conference on Knowledge Discovery and Data Mining*, 2008.
- [4] T. Huynh and R. Mooney. Max-margin weight learning for markov logic networks. In *Proc. of the European Conf. on Machine Learning and Knowledge Discovery in Databases, ECML PKDD*, 2009.
- [5] D. Jensen, J. Neville, and B. Gallagher. Why collective inference improves relational classification. In *Proc. of the 10th ACM SIGKDD International Conference on Knowledge Discovery and Data Mining*, 2004.
- [6] S. Kok, M. Sumner, M. Richardson, P. Singla, H. Poon, and P. Domingos. The Alchemy system for statistical relational AI (Technical Report). Department of Computer Science and Engineering, University of Washington, Seattle, WA, 2006.
- [7] B. Kveton, M. Valko, A. Rahimi, and L. Huang. Semisupervised learning with max-margin graph cuts. In *Proc. of the 13th International Conference on Artificial Intelligence and Statistics*, 2010.
- [8] F. Lin and W. W. Cohen. Semi-supervised classification of network data using very few labels. In *Proc. of the Int. Conference on Advances in Social Network Analysis and Mining (ASONAM)*, 2010.
- [9] D. Lowd and P. Domingos. Efficient weight learning for markov logic networks. In *In Proc. of the Eleventh European Conference on Principles and Practice of Knowledge Discovery in Databases*, 2007.
- [10] S. Macskassy and F. Provost. Classification in networked data: A toolkit and a univariate case study. *Journal of Machine Learning Research*, 8:935–983, 2007.
- [11] L. McDowell, K. Gupta, and D. Aha. Cautious collective classification. *The Journal of Machine Learning Research*, 10:2777–2836, 2009.
- [12] L. K. McDowell, K. M. Gupta, and D. W. Aha. Cautious inference in collective classification. In *Proc. of the 22nd AAAI Conference on Artificial Intelligence*, 2007.
- [13] L. Mihalkova, W. Moustafa, and L. Getoor. Learning to predict web collaborations. In *Workshop on User Modeling for Web Applications (UMWA-11)*, 2011.
- [14] J. Neville and D. Jensen. Iterative classification in relational data. In *AAAI Workshop on Learning Statistical Models from Relational Data*, 2000.
- [15] J. Neville and D. Jensen. Relational dependency networks. *Journal of Machine Learning Research*, 8:653–692, 2007.
- [16] H. Poon and P. Domingos. Sound and efficient inference with probabilistic and deterministic dependencies. In *Proc. of the 21st AAAI Conference on Artificial Intelligence*, 2006.
- [17] M. Richardson and P. Domingos. Markov logic networks. *Machine Learning*, 62(1-2):107–136, 2006.
- [18] S. Riedel and I. Meza-Ruiz. Collective semantic role labelling with markov logic. In *Proc. of the Twelfth Conference on Computational Natural Language Learning, CoNLL '08*, 2008.
- [19] P. Sen, G. Namata, M. Bilgic, L. Getoor, B. Gallagher, and T. Eliassi-Rad. Collective classification in network data. *AI Magazine, Special Issue on AI and Networks*, 29(3):93–106, 2008.
- [20] P. Singla and P. Domingos. Discriminative training of Markov logic networks. In *Proc. of the National Conference on Artificial Intelligence*, 2005.