

Bridge 2021

- ▶ 26 students
- ▶ 24 in person, 2 online
- ▶ 15 women (58%) - highest percentage to date
- ▶ 3 URM students (12%) - highest percentage to date
- ▶ 20 Computer Science majors
- ▶ 5 Data Science majors
- ▶ 1 Public Health major (with intention to CODO)
- ▶ Took place from August 1st - 13th



This Year vs Last Year

Bridge 2021

- ▶ 26 participants
- ▶ 24 in person
- ▶ 2 online
- ▶ 15 women
- ▶ 3 URMs
- ▶ 5 Data Science majors
- ▶ 20 Computer Science majors
- ▶ 1 Public Health major

Bridge 2020

- ▶ 32 participants
- ▶ 20 in person
- ▶ 12 online
- ▶ 12 women
- ▶ 2 URMs
- ▶ 13 Data Science majors
- ▶ 19 Computer Science majors

Additional Differences

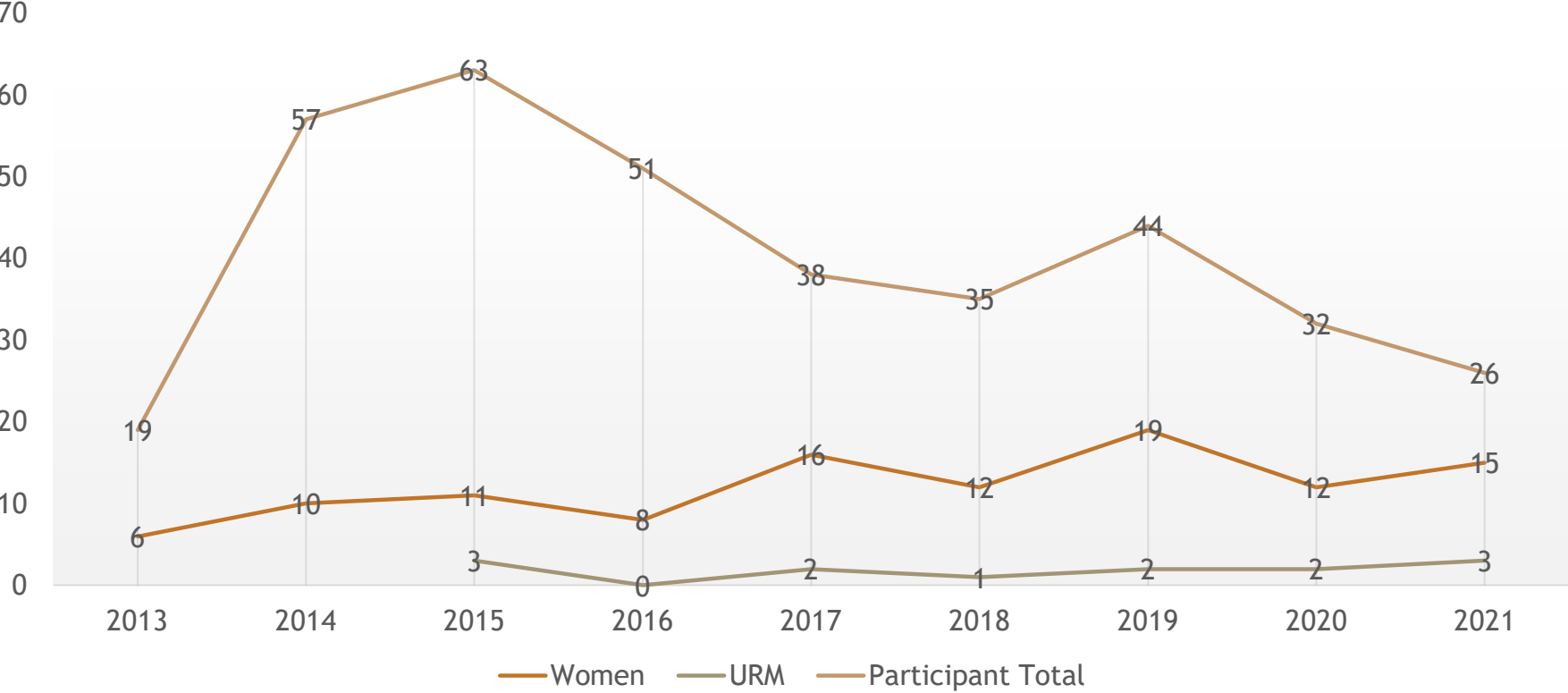
Bridge 2021

- ▶ Prioritized in-person Bridge with online as a last resort for students unable to get to campus
- ▶ Students were able to move directly into Fall Assignment Dorms
- ▶ Student registration deadline of July 1st

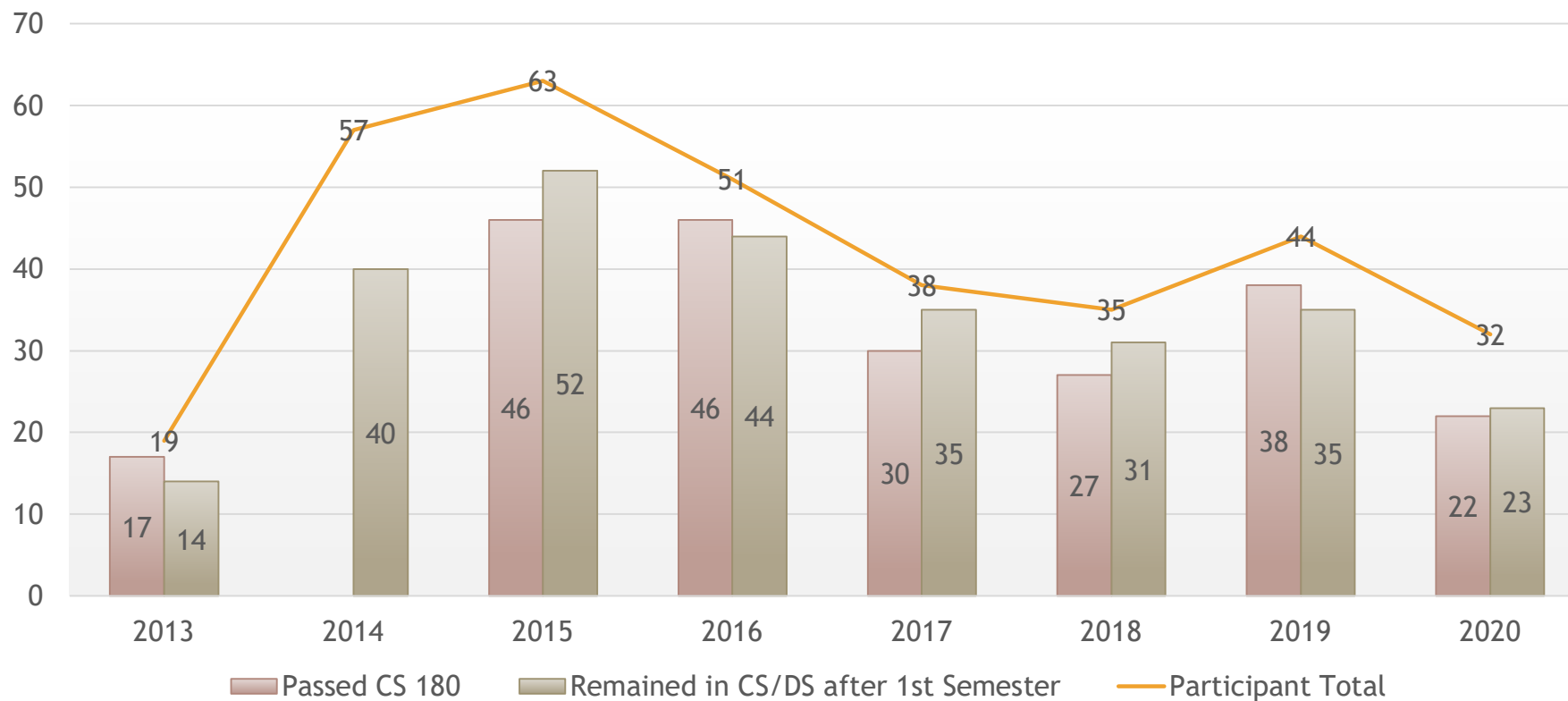
Bridge 2020

- ▶ Planned for online Bridge and didn't get approval for in-person until very end of June.
- ▶ Students moved during the 2nd weekend of Bridge to their Fall Assignment Dorms
- ▶ Student registration deadline of July 17th

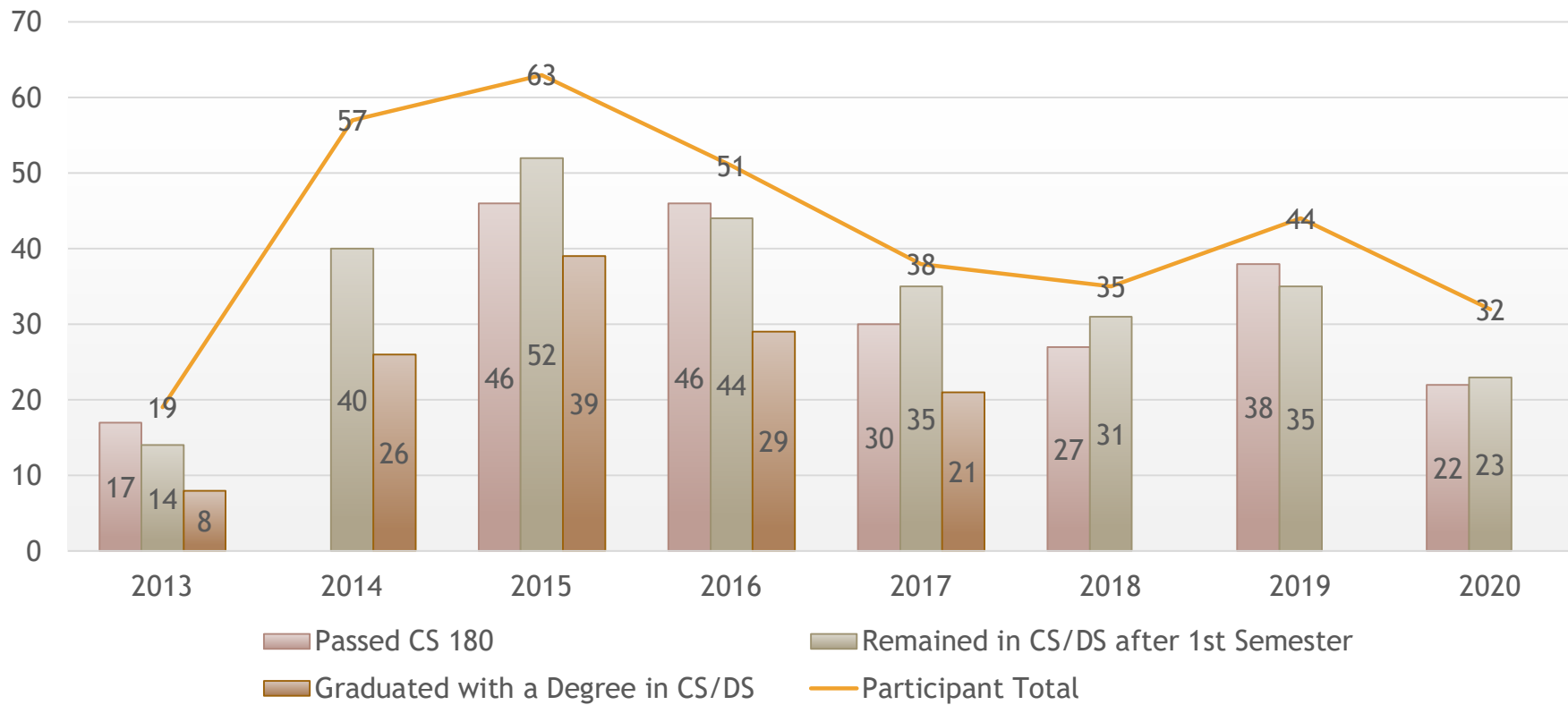
Bridge Demographics 2013-2021



Passing CS 180 & Retention in CS/DS



Graduated with a Degree in CS or DS



Summary

- ▶ Steady increase in the % of women participating in Bridge with each year
- ▶ 80% of Bridge students earn passing grades in CS 180 their 1st semester
- ▶ Bridge students who do well in CS 180 stay in Computer Science or Data Science past the 1st semester
- ▶ Of those students, 66% go on to earn their degree in CS or DS from Purdue (2013-2017)