




A High-Quality Physically-Accurate Visualization of the September 11 Attack on the World Trade Center


Paul Rosen
Voicu Popescu
Christoph Hoffmann
Ayhan Irfanoglu



Video



- [Google Earth Integration Video](#)



Motivation



- Produce a high fidelity visualization of the attack on WTC-I (North Tower)
- Visualization is intended primarily for the benefit of non-expert users
- Post processors exist which are useful for experts



Previous Work




- Our work with the Pentagon simulation is the most similar previous work
- Large extension to the importer that was used previously



Our Extensions



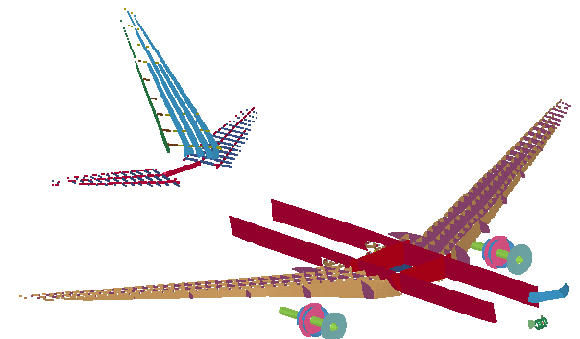
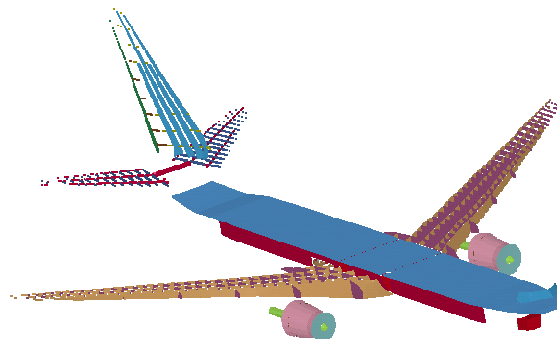

- Complex beam element profiles
- SPH liquid simulation
- Automatic fire visualization controlled by SPH elements
- Automatic dust and debris visualization controlled by eroding elements
- Out-of-core simulation visualization




FEA Simulation

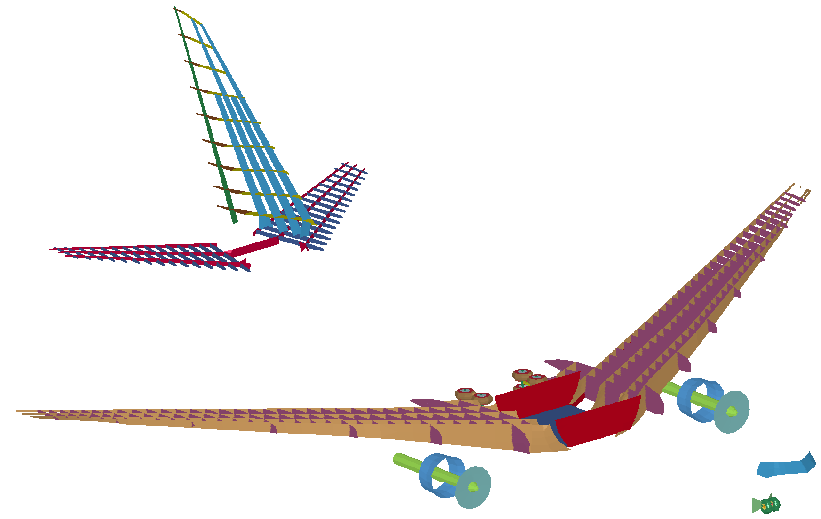





- Boeing 767-200ER modeled using graphics models and published literature about the aircraft
 - Model calibrated using Riera approach as well as weight distribution





FEA Simulation

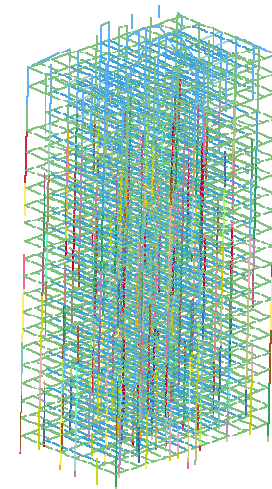
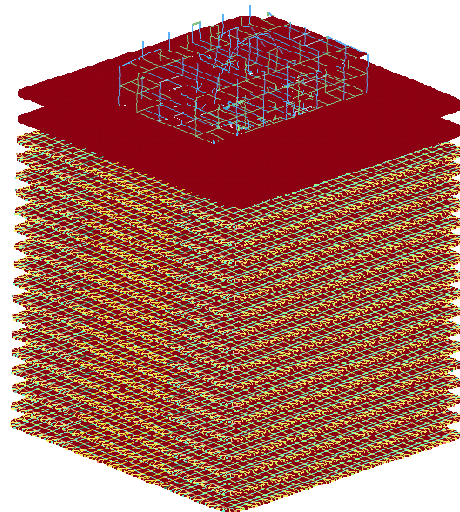






FEA Simulation

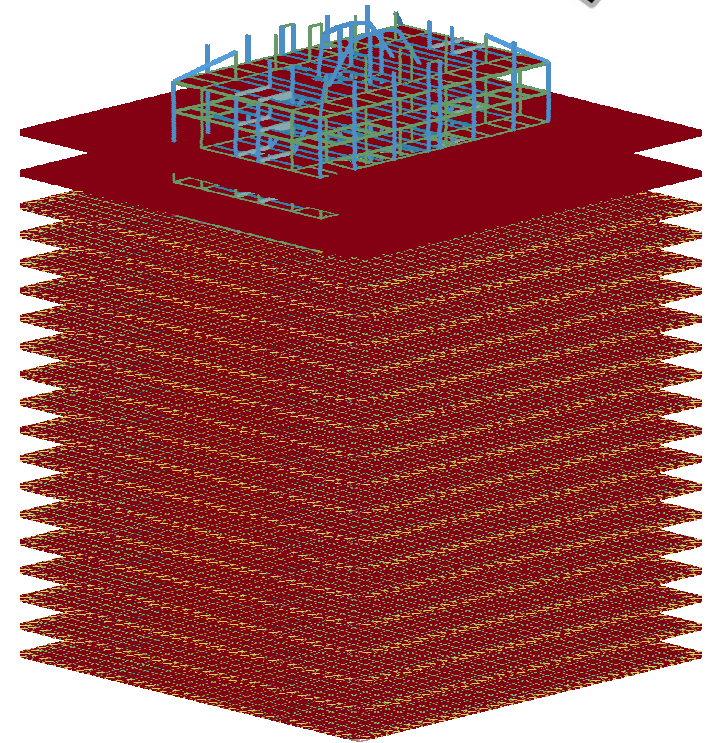
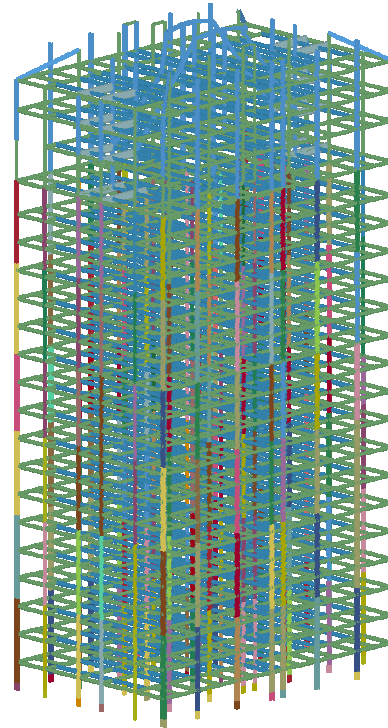
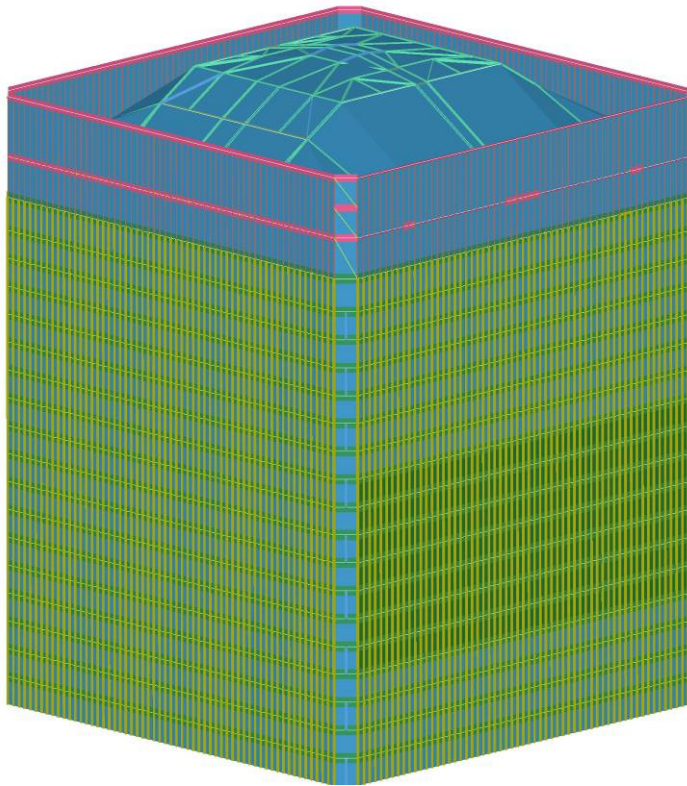


- WTC-I (North Tower) modeled by civil engineering team
 - Entire building modeled, top 20 floors used in the simulated






FEA Simulation




Complex Beam Profiles



- L, rectangular, I, and T cross sections modeled
- Both thick and thin versions modeled
- Thin versions were chosen to help keep the vertex and face count more manageable





Video



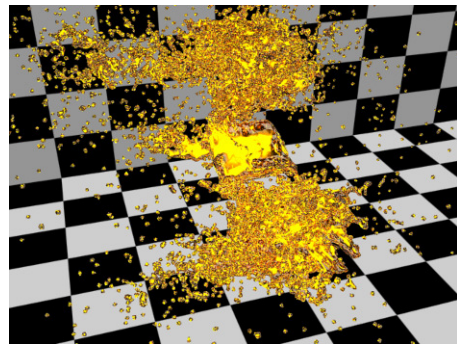




- [Geometry Video](#)

SPH Elements





- SPH chosen over ALE because of ease of set up in the context of the highly compartmentalized aircraft fuel tanks
- SPH elements are imported individually then are automatically fused into a mesh using a 3ds Max geometry modifier
- Liquid material then applied to the mesh







SPH Elements







SPH Elements








SPH Elements





SPH Elements





Video



- [Fuel Video](#)

Out-of-Core Animation





- 3ds Max very capable animation system, but
- Simulation contains over 400 states, 332,862 nodes per state, 133 million nodes total!
- At over 5 vertex positions node, quickly approaching 1 billion vertex positions
- 3ds Max was never designed to animate that volume of data

Visual Effects



- Pseudo meshes generated from erosion and SPH data
- Importer generates a script which generates particle systems using vertices as particle sources






Video




- Dust and Glass Shard Effects
- Fire Effect



Implementation



- Skip this slide



Video



- Highlighted Core Columns
- Additional Effects Shots



Conclusions



- This type of visualization is important for non-expert users
- Achieve high fidelity visualization without sacrificing physical reality
- This type of visualization can uncover modeling errors
- This is not a replacement for post processors, simply an additional tool

Acknowledgements



- Mete Sozen
- Santiago Pujol
- Ingo Brachmann
- Oscar Ardila-Giraldo
- Tom Miller
- Joe Farris
- Scott Meador
- Supported in part by NSF, DOE, the Tellabs Foundation, and by Purdue's Rosen Center for Advanced Computing
- Some of the runs were done using NCN's Regatta and this support is also gratefully acknowledged.